

Meet the average Australian renter: How does your state/territory compare?

Are you a female aged around 34 and renting a home in Australia? Chances are, you're not alone. Research from Australia's no. 1 website dedicated to rental property, Rent.com.au reveals that Australian renters, on average, are female, earn around \$66,000/year and send approximately five property enquiries to secure a home.

Key Highlights:

- Australia's average renter in 2018 is a 34-year-old female, earning around 66k a year. She's likely to live with 2.4 people and sends, on average five enquiries or applications in her property search.
- Renters in the Northern Territory have the highest income of all states and territories on average (around \$72k/year), while Tasmanian renters sit on the opposite end of the scale – just \$45k /year.
- Queensland has the oldest renters on average, and they're about 35yo. Tasmania can claim the youngest at 32.8yo.
- Tasmania has the highest number of 15-24yo renters, while Victoria has the highest number of 25-34yos.

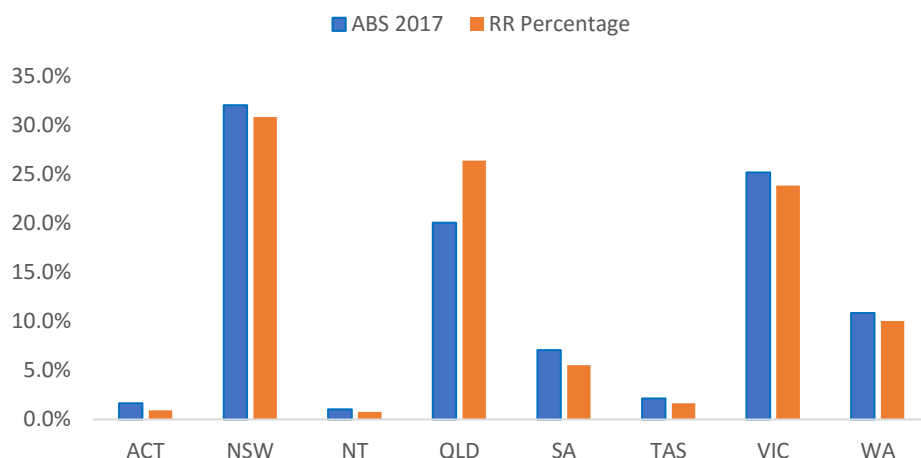
How Australia's states and territories fare:

	Age	Income	Residents	Enq/Apps
NSW	33.9	\$60,081	2.4	5.0
VIC	33.7	\$56,491	2.3	5.3
QLD	35.0	\$54,612	2.5	4.8
WA	33.7	\$58,485	2.4	5.0
SA	34.0	\$50,551	2.3	5.1
TAS	32.8	\$45,781	2.4	3.7
NT	34.3	\$72,077	2.3	3.8
ACT	34.4	\$63,899	2.2	4.4
AUSTRALIAN AVE	34.1	\$66,653	2.4	5.0



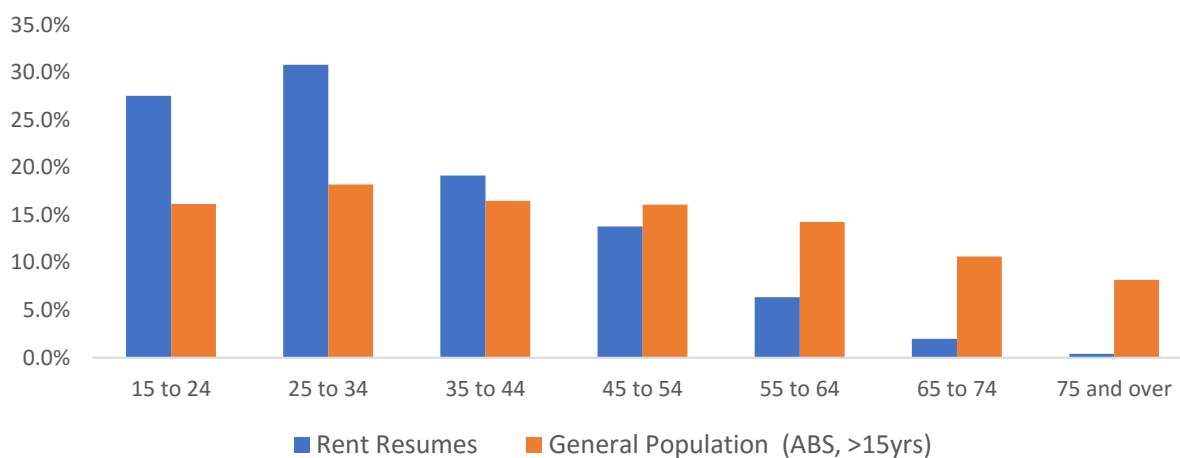
Where Australia's renters call home (Renter Resume data versus ABS data)

New South Wales has the highest proportion of renters (30.8%) of all states and territories. The state with the next highest proportion of renters was Queensland (26.4%). The lowest percentage of renters occurred in Tasmania (1.6%) and Australian Capital Territory (0.9%).

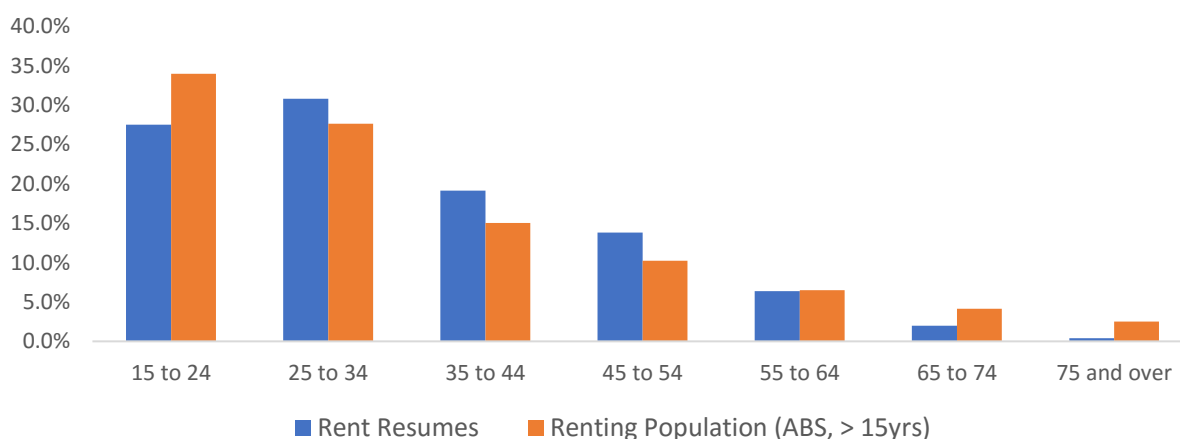


Age groups: How Renter Resume users compare to the general population (<15 years old)

In assessing the characteristics of renters around the country, it's interesting to see how different (or similar) they are to the rest of the population. When we compare Renter Resume distribution by age group to Australia's broader population, it appears – at first glance – that we over index in the younger demographic, but when compared to the renting population, our resumes reflect the general population statistics.

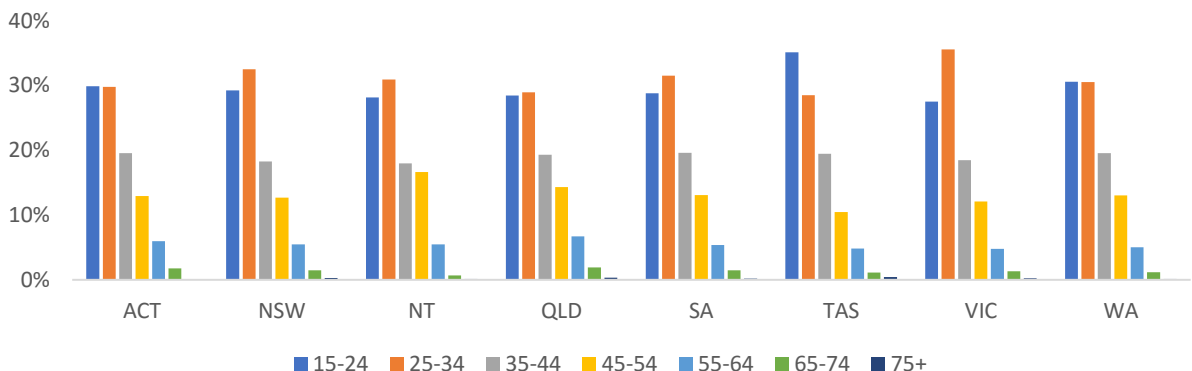


Age groups: How Renter Resume compares to the renting population (<15 years old)



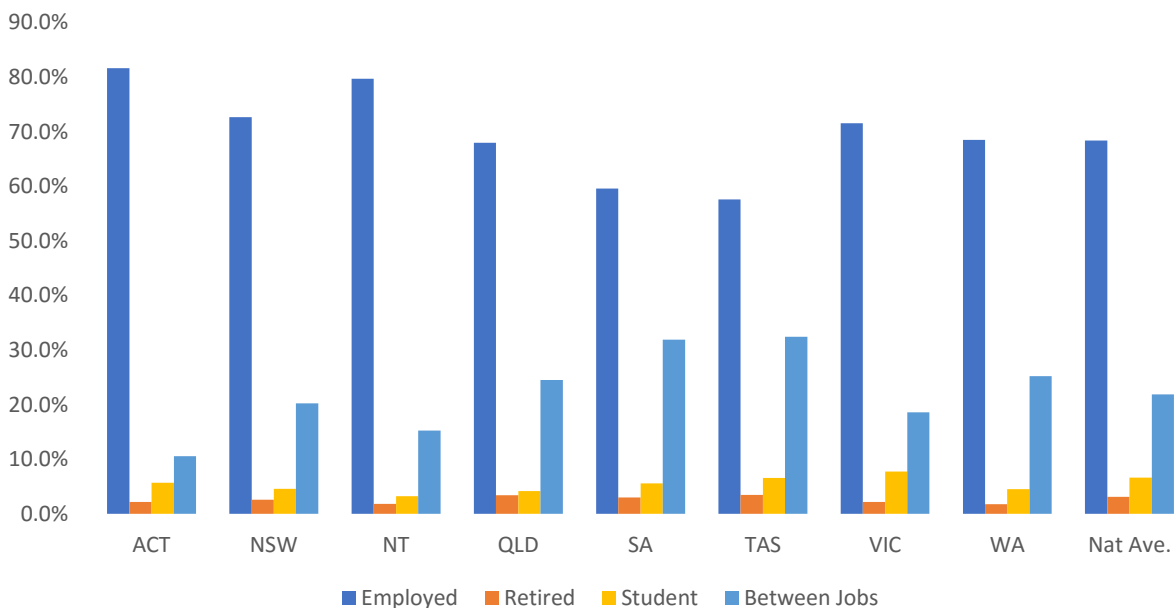
Renters by age group

When comparing Renter Resume distribution by age group to Australia's broader population, renters tend to be in the younger age ranges – renters under 35yo account for more than 60% of the total. More than 30% of all renters are between 25-34yo, closely followed by 28% in the 15-24yo range. RENT's data shows Queensland renters are the oldest of the bunch – averaging around 35 years. Tasmania, on the other hand, has the highest concentration of 15-24yo renters (35%) and claims the youngest average for the country – just 32.8 years.



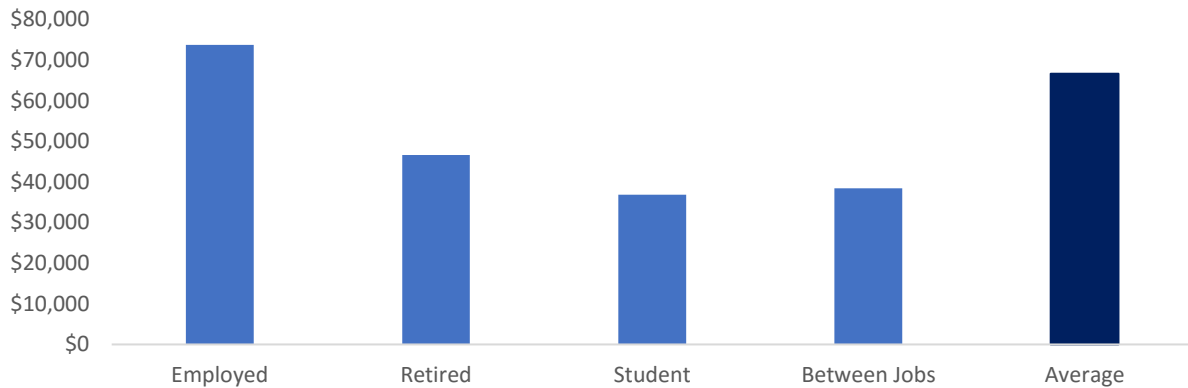
Employment characteristics

Most renters (68.4%) are employed today, reveals RENT's report. Renters in between jobs account for 21.9% of all resumes on Rent.com.au. Students (who account for 6.7% of all Renter Resumes), above those who are retired (just 3.1%).



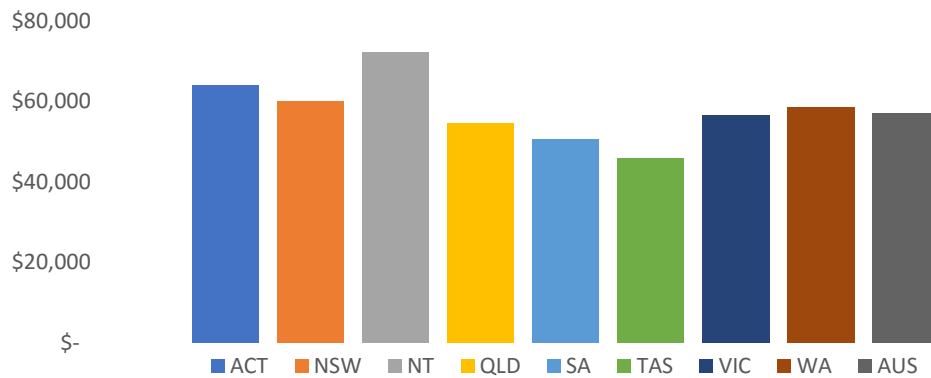
SALARIES BY EMPLOYMENT TYPE

Employed renters earn, on average, \$73,761/year, higher than any other employment bracket in Australia and still above the average Australian salary (\$66,653).



RENTER INCOME

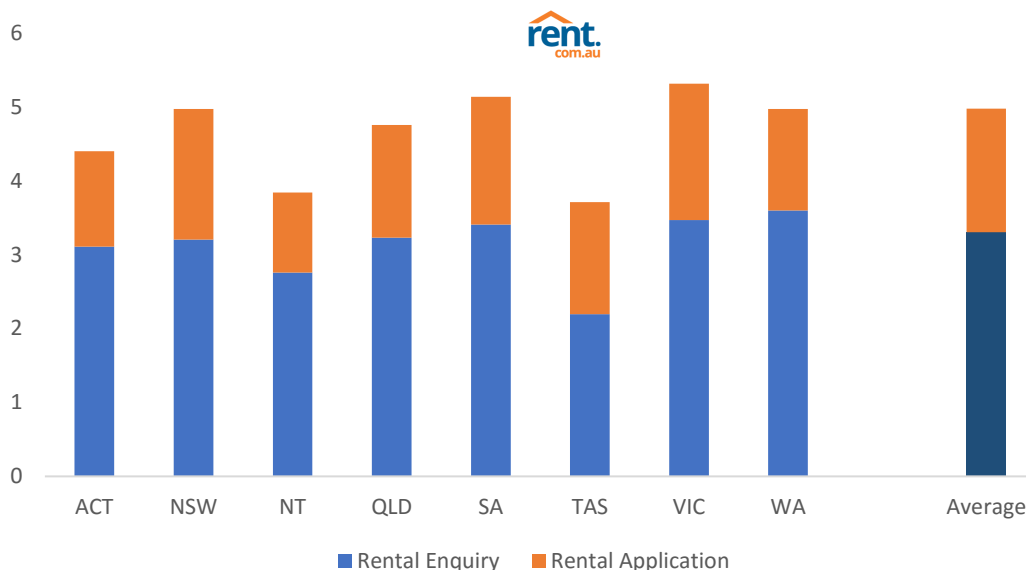
Across the board, renters in four of the eight states and territories (ACT, NSW, NT and WA) earn more than the average income (\$56.9k). Renters in the Northern Territory have the highest income of all states and territories on average (around \$72k/year), while Tasmanian renters sit on the opposite end of the scale – just \$45k /year.



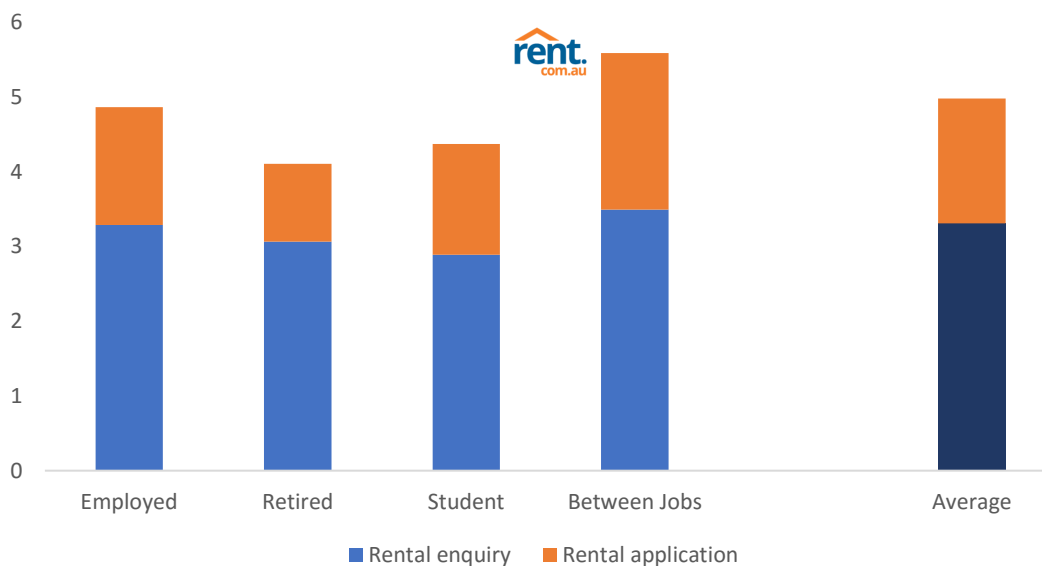
Rental Applications

RENTER ENQUIRIES AND APPLICATIONS BY STATE/TERRITORY

Australia's average renter sends, on average, 3.3 rental property enquiries to a landlord or property manager before applying for a property.



RENTER ENQUIRIES AND APPLICATIONS BY EMPLOYMENT TYPE






Note: Average income by state (table, p1) is inclusive of all renter employment types (employed, retired, student and between jobs).

-ends-




About rent.com.au

rent.com.au (ASX: RNT) is Australia's #1 website dedicated to rental property. Our rental only positioning allows RNT to advocate for renting and renters.

Our Rules

	Renters in Suits	Our renters will always be presented in such a fashion as to maximise their chances of getting the home they want
	Properties on Pedestals	We present our properties with additional and relevant information
	Flick the Forms	Let's automate where we can. We can't remove the need for you to eyeball the property before signing (yet!), but we can remove most of the paperwork

Our Products

	An easy way for a renter to verify their ID and check for any reported breaches in their tenancy history, giving them an edge on their application.	Learn More
	A convenience product that helps renters bridge the gap from one rental to another by financing their bond online.	Learn More
	A free and straightforward utility connection service to make moving hassle free – ensuring the lights are on and the water is hot when a renter moves into their new place.	Learn More

Renter (and Pet) Resume

Streamline your rental search with Renter Resume. Create it once and use it to apply for as many properties as you like.

[Learn More](#)

